

Global Optimization

Lecture 17

Lecture Outline

- Global flow analysis
- Global constant propagation
- Liveness analysis

Local Optimization

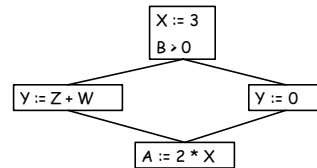
Recall the simple basic-block optimizations

- Constant propagation
- Dead code elimination

$X := 3$
 $Y := Z * W$
 $Q := X + Y$ \longrightarrow $X := 3$
 $Y := Z * W$
 $Q := 3 + Y$ \longrightarrow $Y := Z * W$
 $Q := 3 + Y$ \longrightarrow $Y := Z * W$
 $Q := 3 + Y$

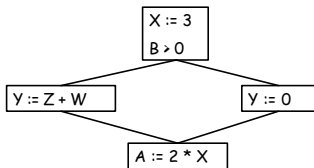
Global Optimization

These optimizations can be extended to an entire control-flow graph



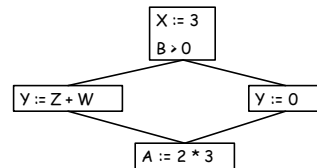
Global Optimization

These optimizations can be extended to an entire control-flow graph



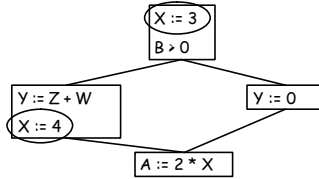
Global Optimization

These optimizations can be extended to an entire control-flow graph



Correctness

- How do we know it is OK to globally propagate constants?
- There are situations where it is incorrect:



Prof. Bodik CS 164 Lecture 17

7

Correctness (Cont.)

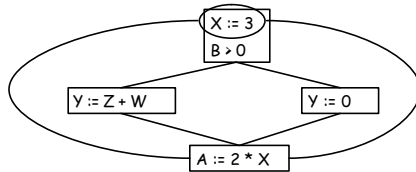
To replace a use of x by a constant k we must know that:

On every path to the use of x , the last assignment to x is $x := k$ **

Prof. Bodik CS 164 Lecture 17

8

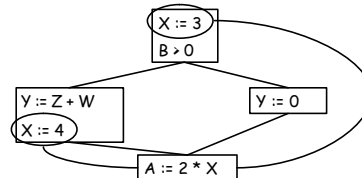
Example 1 Revisited



Prof. Bodik CS 164 Lecture 17

9

Example 2 Revisited



Prof. Bodik CS 164 Lecture 17

10

Discussion

- The correctness condition is not trivial to check
- "All paths" includes paths around loops and through branches of conditionals
- Checking the condition requires global analysis
 - An analysis of the entire control-flow graph for one method body

Prof. Bodik CS 164 Lecture 17

11

Global Analysis

Global optimization tasks share several traits:

- The optimization depends on knowing a property X at a particular point in program execution
- Proving X at any point requires knowledge of the entire method body
- It is OK to be conservative. If the optimization requires X to be true, then want to know either
 - X is definitely true
 - Don't know if X is true
- It is always safe to say "don't know"

Prof. Bodik CS 164 Lecture 17

12



Global Analysis (Cont.)

- Global dataflow analysis is a standard technique for solving problems with these characteristics
- Global constant propagation is one example of an optimization that requires global dataflow analysis

Global Constant Propagation

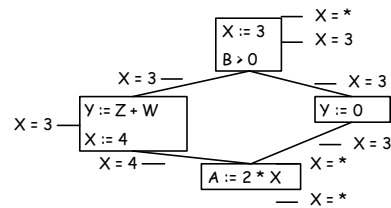
- Global constant propagation can be performed at any point where ****** holds
- Consider the case of computing ****** for a single variable X at all program points

Global Constant Propagation (Cont.)

- To make the problem precise, we associate one of the following values with X at every program point

value	interpretation
#	This statement is not reachable
c	X = constant c
*	Don't know if X is a constant

Example



Using the Information

- Given global constant information, it is easy to perform the optimization
 - Simply inspect the $x = ?$ associated with a statement using x
 - If x is constant at that point replace that use of x by the constant
- But how do we compute the properties $x = ?$

The Idea

The analysis of a complicated program can be expressed as a combination of simple rules relating the change in information between adjacent statements



Explanation

- The idea is to "push" or "transfer" information from one statement to the next
- For each statement s , we compute information about the value of x immediately before and after s

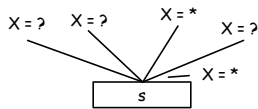
$C_{in}(x,s)$ = value of x before s

$C_{out}(x,s)$ = value of x after s

Transfer Functions

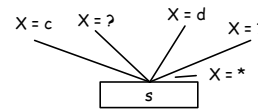
- Define a transfer function that transfers information from one statement to another
- In the following rules, let statement s have immediate predecessor statements p_1, \dots, p_n

Rule 1



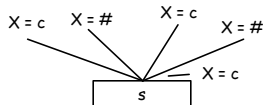
if $C_{out}(x, p_i) = *$ for some i , then $C_{in}(x, s) = *$

Rule 2



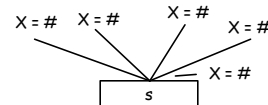
If $C_{out}(x, p_i) = c$ and $C_{out}(x, p_j) = d$ and $d \neq c$
then $C_{in}(x, s) = *$

Rule 3



if $C_{out}(x, p_i) = c$ or $\#$ for all i ,
then $C_{in}(x, s) = c$

Rule 4



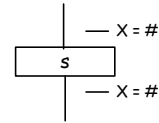
if $C_{out}(x, p_i) = \#$ for all i ,
then $C_{in}(x, s) = \#$



The Other Half

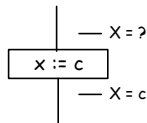
- Rules 1-4 relate the out of one statement to the in of the successor statement
 - they propagate information forward across CFG edges
- Now we need rules relating the in of a statement to the out of the same statement
 - to propagate information across statements

Rule 5



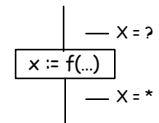
$$C_{\text{out}}(x, s) = \# \text{ if } C_{\text{in}}(x, s) = \#$$

Rule 6



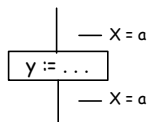
$$C_{\text{out}}(x, x := c) = c \text{ if } c \text{ is a constant}$$

Rule 7



$$C_{\text{out}}(x, x := f(\dots)) = *$$

Rule 8



$$C_{\text{out}}(x, y := \dots) = C_{\text{in}}(x, y := \dots) \text{ if } x \neq y$$

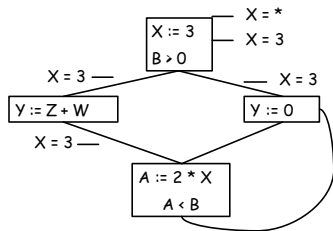
An Algorithm

1. For every entry s to the program, set $C_{\text{in}}(x, s) = *$
2. Set $C_{\text{in}}(x, s) = C_{\text{out}}(x, s) = \#$ everywhere else
3. Repeat until all points satisfy 1-8:
Pick s not satisfying 1-8 and update using the appropriate rule



The Value

- To understand why we need #, look at a loop



Prof. Bodik CS 164 Lecture 17

31

Discussion

- Consider the statement $Y := 0$
- To compute whether X is constant at this point, we need to know whether X is constant at the two predecessors
 - $X := 3$
 - $A := 2 * X$
- But info for $A := 2 * X$ depends on its predecessors, including $Y := 0$!

Prof. Bodik CS 164 Lecture 17

32

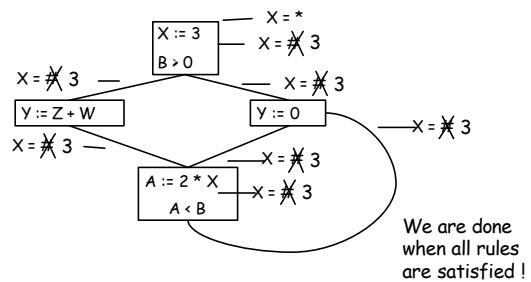
The Value # (Cont.)

- Because of cycles, all points must have values at all times
- Intuitively, assigning some initial value allows the analysis to break cycles
- The initial value # means "So far as we know, control never reaches this point"

Prof. Bodik CS 164 Lecture 17

33

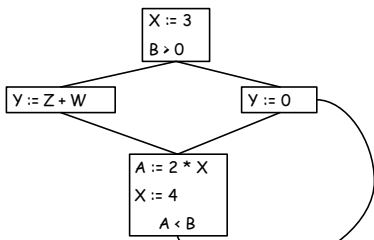
Example



Prof. Bodik CS 164 Lecture 17

34

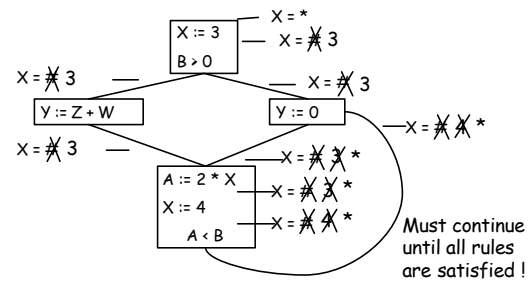
Another Example



Prof. Bodik CS 164 Lecture 17

35

Another Example



Prof. Bodik CS 164 Lecture 17

36

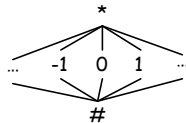


Orderings

- We can simplify the presentation of the analysis by ordering the values

$$\# < c < *$$

- Drawing a picture with "lower" values drawn lower, we get



Prof. Bodik CS 164 Lecture 17

37

Orderings (Cont.)

- * is the greatest value, # is the least
 - All constants are in between and incomparable
- Let lub be the least-upper bound in this ordering
- Rules 1-4 can be written using lub:

$$C_{in}(x, s) = \text{lub} \{ C_{out}(x, p) \mid p \text{ is a predecessor of } s \}$$

Prof. Bodik CS 164 Lecture 17

38

Termination

- Simply saying "repeat until nothing changes" doesn't guarantee that eventually nothing changes
- The use of lub explains why the algorithm terminates
 - Values start as # and only increase
 - # can change to a constant, and a constant to *
 - Thus, $C_{in}(x, s)$ can change at most twice

Prof. Bodik CS 164 Lecture 17

39

Termination (Cont.)

Thus the algorithm is linear in program size

Number of steps =

Number of $C_{in}(\dots)$ values computed * 2 =

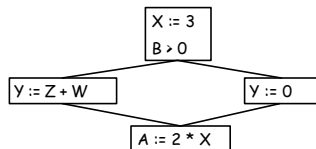
Number of program statements * 4

Prof. Bodik CS 164 Lecture 17

40

Liveness Analysis

Once constants have been globally propagated, we would like to eliminate dead code



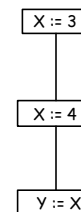
After constant propagation, X := 3 is dead (assuming this is the entire CFG)

Prof. Bodik CS 164 Lecture 17

41

Live and Dead

- The first value of x is dead (never used)
- The second value of x is live (may be used)
- Liveness is an important concept



Prof. Bodik CS 164 Lecture 17

42



Liveness

A variable x is live at statement s if

- There exists a statement s' that uses x
- There is a path from s to s'
- That path has no intervening assignment to x

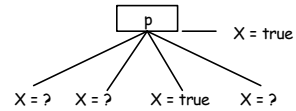
Global Dead Code Elimination

- A statement $x := \dots$ is dead code if x is dead after the assignment
- Dead statements can be deleted from the program
- But we need liveness information first . . .

Computing Liveness

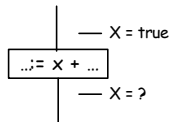
- We can express liveness in terms of information transferred between adjacent statements, just as in copy propagation
- Liveness is simpler than constant propagation, since it is a boolean property (true or false)

Liveness Rule 1



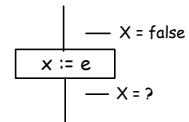
$$L_{\text{out}}(x, p) = \vee \{ L_{\text{in}}(x, s) \mid s \text{ a successor of } p \}$$

Liveness Rule 2



$$L_{\text{in}}(x, s) = \text{true} \text{ if } s \text{ refers to } x \text{ on the rhs}$$

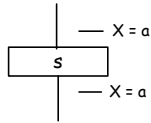
Liveness Rule 3



$$L_{\text{in}}(x, x := e) = \text{false} \text{ if } e \text{ does not refer to } x$$



Liveness Rule 4

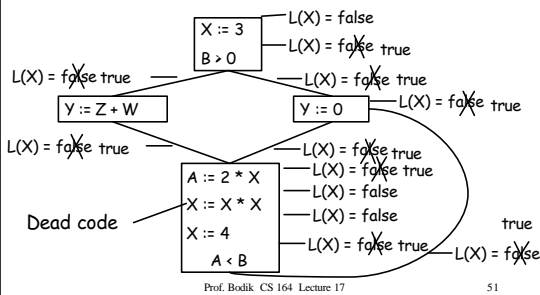


$L_{in}(x, s) = L_{out}(x, s)$ if s does not refer to x

Algorithm

1. Let all $L_{out}(\dots) = \text{false}$ initially
2. Repeat until all statements s satisfy rules 1-4
Pick s where one of 1-4 does not hold and update using the appropriate rule

Another Example



Termination

- A value can change from false to true, but not the other way around
- Each value can change only once, so termination is guaranteed
- Once the analysis is computed, it is simple to eliminate dead code

Forward vs. Backward Analysis

We've seen two kinds of analysis:

Constant propagation is a forwards analysis: information is pushed from inputs to outputs

Liveness is a backwards analysis: information is pushed from outputs back towards inputs

Analysis

- There are many other global flow analyses
- Most can be classified as either forward or backward
- Most also follow the methodology of local rules relating information between adjacent program points

